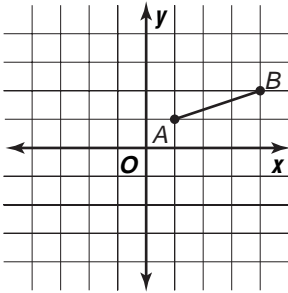


Skills Practice

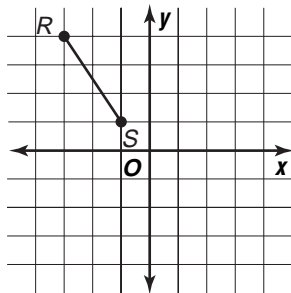
Rotations

Find the coordinates of the vertices of each figure after the given rotation about the origin. Then graph the rotation image.

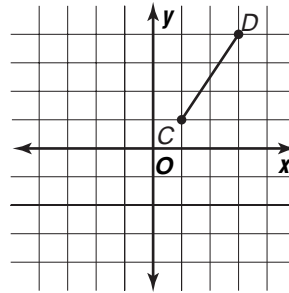
1. 90° counterclockwise



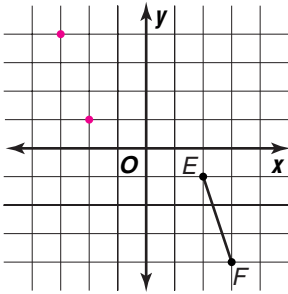
2. 90° clockwise



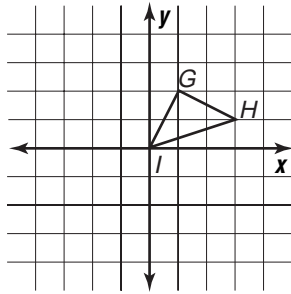
3. 180° counterclockwise



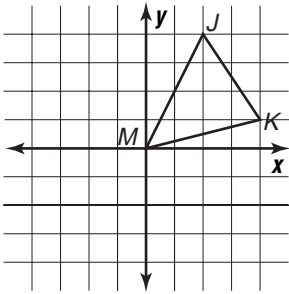
4. 180° clockwise



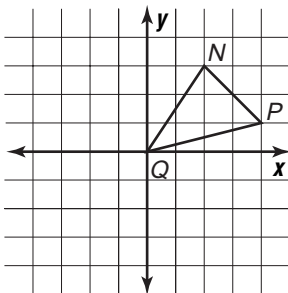
5. 90° counterclockwise



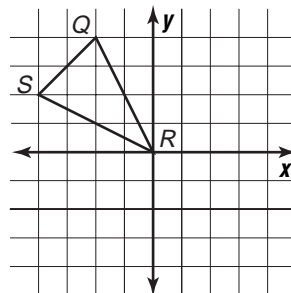
6. 90° clockwise



7. 180° clockwise



8. 90° counterclockwise



9. 90° clockwise

